

# karol

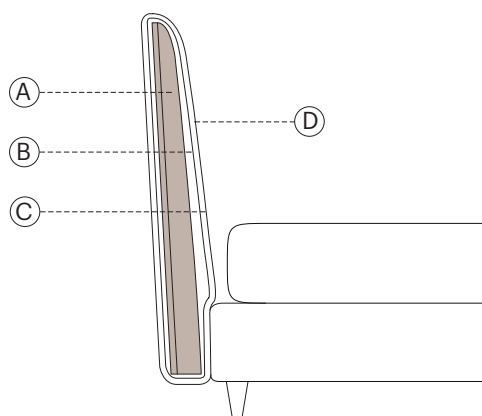
design bolzan LAB



Un design senza tempo per un letto capace di armonizzarsi con ogni spazio, ambiente e stile di vita. Una semplicità che nasce da un'approfondita ricerca stilistica, espressa attraverso linee e volumi disegnati senza incertezze. Karol si presta a situazioni sontuose o informali, con la stessa spontanea eleganza.

A design without time for a bed able to harmonize itself with every space, atmosphere and style of life. A simplicity born from a deep stylistic research, expressed through lines and volumes designed without uncertainties. Karol is perfect both for luxurious and casual situations, with its same spontaneous elegance.

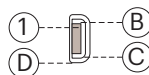
## informazioni tecniche / technical info:



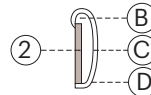
### testata / headboard

- A. telaio interno centinato in multistrato pioppo 18mm e listellare di abete 3 strati 22mm / inner curved frame in 18mm poplar multilayer and 22mm 3-layer fir blockboard
- B. espanso ignifugo D 25 kg/mc / fire retardant foam D. 25 kg/mc
- C. resinato poliestere ignifugo 100g / 100g fire resistant resined polyester fiber
- D. maglia polipropilene 70g / 70g polypropylene mesh

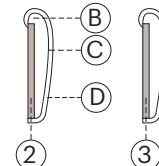
h 9



h 20



h 29



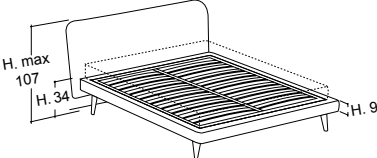
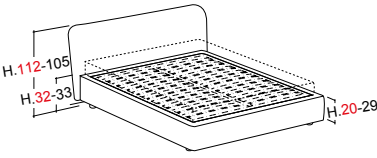
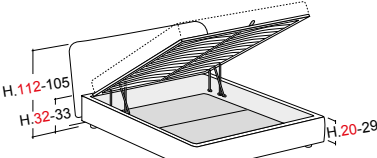
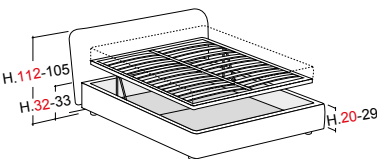
### giroletti / bedframes

- 1. MDF 40mm / 40mm MDF
- B. espanso ignifugo D 35 kg/mc / fire resistant foam D 35 kg/mc
- C. resinato poliestere ignifugo 100g / 100g fire resistant resined polyester fiber
- D. maglia polipropilene 70g / 70g polypropylene mesh
- 2. listellare abete 22mm 3 strati / 22mm 3-layer fir blockboard
- 3. estruso in alluminio 22mm / 22 mm extruded aluminum

## predisposto per materassi / for mattresses:

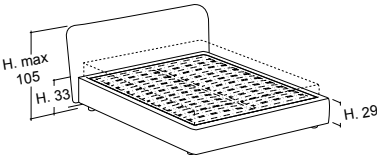
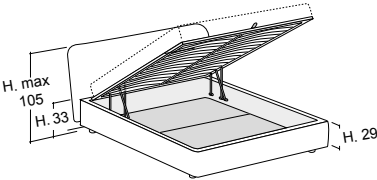
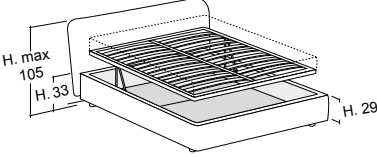
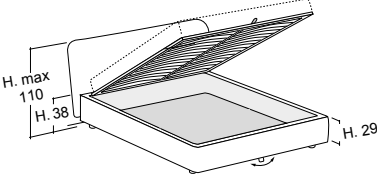
160 x 200	63" x 78 <sup>6</sup> / <sub>8</sub> "
170 x 200	66 <sup>7</sup> / <sub>8</sub> " x 78 <sup>6</sup> / <sub>8</sub> "
180 x 200	70 <sup>7</sup> / <sub>8</sub> " x 78 <sup>6</sup> / <sub>8</sub> "

153 x 203	60" x 80"	<b>Queen size</b>
193 x 203	76" x 80"	<b>King size</b>

	Mattress	Ext. dimension	Code	D	C	A	Plus	Luxury fabric	Luxury leather	Nuvola fabric	Nuvola leather	TCL	Cover		
													ml	mc	kg
<b>thin base h.9</b> orthopaedic slatted base included carrying slat 	150x200	186x228	<b>KRL9</b>										7.6	0.62	78
	153x203 QUEEN 60X80"	186x228	<b>KRQ9</b>										7.6	0.62	78
	160x200	196x228	<b>KRM9</b>										8	0.64	80
	170x200	206x228	<b>KRF9</b>										8.5	0.67	84
	180x200	216x228	<b>KRG9</b>										9	0.7	88
	190x200	226x228	<b>KRP9</b>										10	0.75	94
	193x203 KING 76X80"	229x228	<b>KRK9</b>										10	0.75	94
	Loose cover		<b>RKRM</b>											0.02	8
<b>rounded base h.20 - rounded base h.29</b> without slatted base (to choose a slatted base see flap on the right) 	150x200	186x229	<b>KRL29</b>										9.3	0.64	66
	153x203 QUEEN 60X80"	189x232	<b>KRQ29</b>										9.3	0.64	66
	160x200	196x229	<b>KRM29</b>										9.5	0.65	68
	170x200	206x229	<b>KRF29</b>										10	0.67	72
	180x200	216x229	<b>KRG29</b>										10.5	0.7	75
	190x200	226x229	<b>KRP29</b>										11.5	0.74	80
	193x203 KING 76X80"	229x232	<b>KRK29</b>										11.5	0.74	80
	Loose cover		<b>RKRM</b>											0.02	8
<b>rounded base h.20 - rounded base h.29 w/BOX</b> orthopaedic slatted base included suggested weights for mattresses (see flap on the right) 	150x200	186x229	<b>KRL29B</b>										9.3	0.88	126
	153x203 QUEEN 60X80"	189x232	<b>KRQ29B</b>										9.3	0.88	126
	160x200	196x229	<b>KRM29B</b>										9.5	0.9	128
	170x200	206x229	<b>KRF29B</b>										10	0.94	136
	180x200	216x229	<b>KRG29B</b>										10.5	0.98	142
	190x200	226x229	<b>KRP29B</b>										11.5	1.04	150
	193x203 KING 76X80"	229x232	<b>KRK29B</b>										11.5	1.04	150
	Loose cover		<b>RKRM</b>											0.02	8
<b>rounded base h.20 - rounded base h.29 w/easy-up BOX</b> orthopaedic slatted base included suggested weights for mattresses (see flap on the right) 	150x200	186x229	<b>KRL29BE</b>										9.5	0.92	136
	153x203 QUEEN 60X80"	189x232	<b>KRQ29BE</b>										9.5	0.92	136
	160x200	196x229	<b>KRM29BE</b>										9.5	0.94	138
	170x200	206x229	<b>KRF29BE</b>										10	0.98	146
	180x200	216x229	<b>KRG29BE</b>										10.5	1.02	152
	190x200	226x229	<b>KRP29BE</b>										11.5	1.08	160
	193x203 KING 76X80"	229x232	<b>KRK29BE</b>										11.5	1.08	160
	Loose cover		<b>RKRM</b>											0.02	8

# Karol / Aluminum structure

Standard feet Vasetto - completely removable cover in fabric/eco-leather and non removable headboard cover in leather

	Mattress	Ext. dimension	Code	D	C	A	Plus	Luxury fabric	Luxury leather	Nuvola fabric	Nuvola leather	TCL	Cover			
													ml	mc	kg	
<b>rounded base h.29</b>																
without slatted base (to choose a slatted base see flap on the right)																
	150x200	186x229	<b>KRL29A</b>										9.3	0.64	59	
	153x203 QUEEN 60X80"	189x232	<b>KRQ29A</b>										9.3	0.64	59	
	160x200	196x229	<b>KRM29A</b>										9.5	0.65	61	
	170x200	206x229	<b>KRF29A</b>										10	0.67	65	
	180x200	216x229	<b>KRG29A</b>										10.5	0.7	69	
	190x200	226x229	<b>KRP29A</b>										11.5	0.74	75	
	193x203 KING 76X80"	229x232	<b>KRK29A</b>										11.5	0.74	75	
	Loose cover		<b>RKRMA</b>											0.02		8
<b>rounded base h.29 w/BOX</b>																
orthopaedic slatted base included suggested weights for mattresses (see flap on the right)																
	150x200	186x229	<b>KRL29BA</b>										9.3	0.88	129	
	153x203 QUEEN 60X80"	189x232	<b>KRQ29BA</b>										9.3	0.88	129	
	160x200	196x229	<b>KRM29BA</b>										9.5	0.9	131	
	170x200	206x229	<b>KRF29BA</b>										10	0.94	139	
	180x200	216x229	<b>KRG29BA</b>										10.5	0.98	146	
	190x200	226x229	<b>KRP29BA</b>										11.5	1.04	155	
	193x203 KING 76X80"	229x232	<b>KRK29BA</b>										11.5	1.04	155	
	Loose cover		<b>RKRMA</b>											0.02		8
<b>rounded base h.29 w/easy-up BOX</b>																
orthopaedic slatted base included suggested weights for mattresses (see flap on the right)																
	150x200	186x229	<b>KRL29BEA</b>										9.5	0.92	139	
	153x203 QUEEN 60X80"	189x232	<b>KRQ29BEA</b>										9.5	0.92	139	
	160x200	196x229	<b>KRM29BEA</b>										9.5	0.94	141	
	170x200	206x229	<b>KRF29BEA</b>										10	0.98	149	
	180x200	216x229	<b>KRG29BEA</b>										10.5	1.02	156	
	190x200	226x229	<b>KRP29BEA</b>										11.5	1.08	165	
	193x203 KING 76X80"	229x232	<b>KRK29BEA</b>										11.5	1.08	165	
	Loose cover		<b>RKRMA</b>											0.02		8
<b>rounded base h.29 w/HANDS FREE BOX</b>																
orthopaedic slatted base included Specify mattress weight (see flap on the right)																
	150x200	186x232	<b>KRL29BHF</b>										9.3	0.92	135	
	153x203 QUEEN 60X80"	189x235	<b>KRQ29BHF</b>										9.3	0.92	135	
	160x200	196x232	<b>KRM29BHF</b>										9.5	0.94	137	
	170x200	206x232	<b>KRF29BHF</b>										10	0.98	145	
	180x200	216x232	<b>KRG29BHF</b>										10.5	1.02	153	
	190x200	226x232	<b>KRP29BHF</b>										11.5	1.08	163	
	193x203 KING 76X80"	229x235	<b>KRK29BHF</b>										11.5	1.08	163	
	Loose cover		<b>RKRMHF</b>											0.02		8

Available on request bedbases for mattresses of 190 cm (surcharge 5%) or 210 cm (15% surcharge) length.  
For other bespoke requests 30% surcharge. 100 € surcharge for bed skirt.